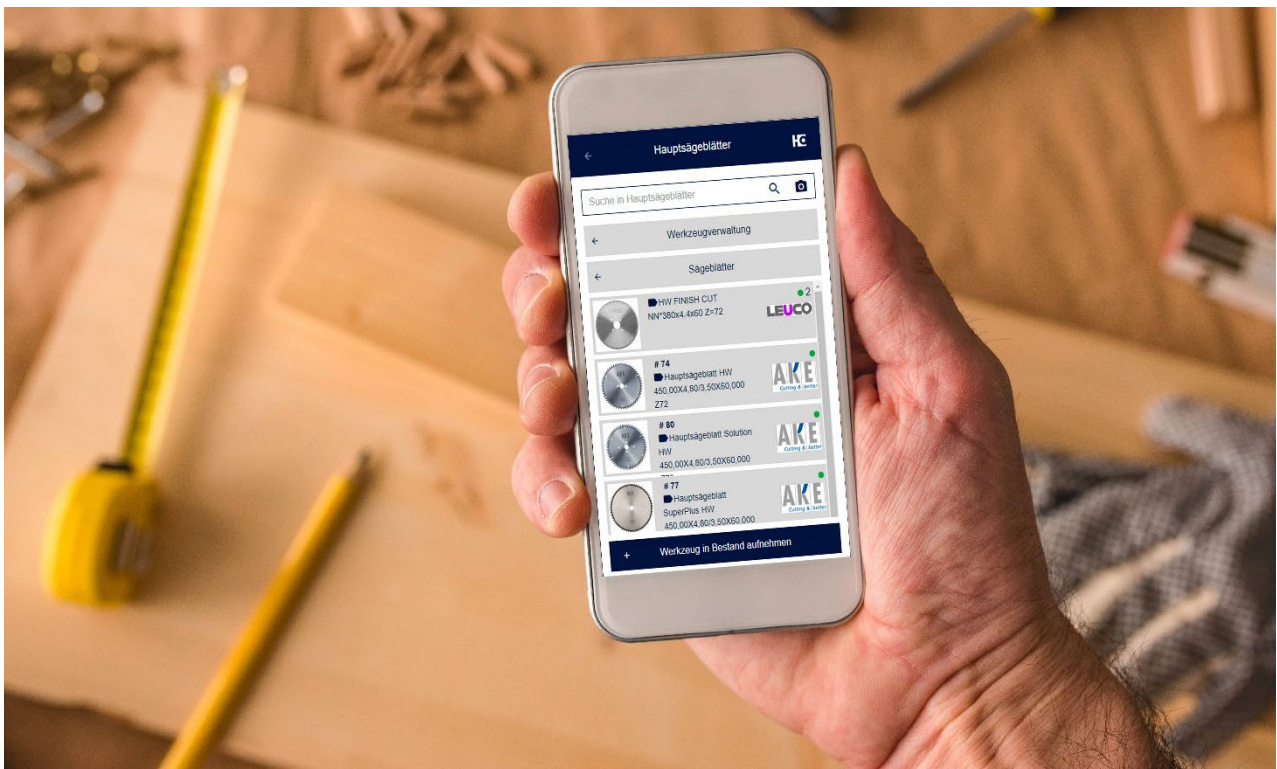


toolManager Classic

Efficient Material Management.

Managing your board materials for the cutting process.



A **HOMAG** App—
Please have a look at the demo version here: tools.homag.com



toolManager Classic PRICING	
Price (excluding VAT)	20 EURO
Licence	For 1 month to manage up to 50 tools
Renewal	Automatically
Users	Unlimited
Notice period	3 days ahead of renewal
Additional packages	-

toolManager Classic REQUIREMENTS							
Mobile Devices	Android 4.1 oder newer						
Internet access recommendation	<table border="0"> <tr> <td>wireless, WiFi</td> <td>20 – 65 Mbits</td> </tr> <tr> <td>wireless, Mobile 4G LTE</td> <td>1000 Mbits</td> </tr> <tr> <td>internet access</td> <td>25 – 300 Mbits</td> </tr> </table>	wireless, WiFi	20 – 65 Mbits	wireless, Mobile 4G LTE	1000 Mbits	internet access	25 – 300 Mbits
wireless, WiFi	20 – 65 Mbits						
wireless, Mobile 4G LTE	1000 Mbits						
internet access	25 – 300 Mbits						
Machines	<p>Full functionality for tapio ready machines¹ For HOMAG machines:</p> <ul style="list-style-type: none"> ▪ powerControl V2 ▪ powerTouch V2.1 ▪ Panel saws with CADmatic 5.1 <p>Functional limitations may apply when used with other machines.</p>						
Browser	For web app IE11, Firefox, Chrome, Safari, Edge (Chrome recommended, other browsers will not support all screens)						

¹ Availability varies depending on type of machine and manufacturer and has to be validated individually.

toolManager Classic | FEATURES

toolManager...

- ...enables you to record and manage tools for all machines in your production (currently only panel saws are fully supported).
- ... is available as an Android-based app but can also be used via a web browser. The access to features and data is possible from all devices with internet connections (see section "Requirements").
- ... is cloud based and available through the tapio ecosystem. The subscription and the operation of toolManager is thus limited to countries where tapio is accessible.

If you have used a local tool management on your machine controller, the local data will be lost when switching to toolManager.

Register new object HC

Bitte Werkzeugdetails eingeben

Hauptsägeblatt Soundstar DP 480,00X4,80/3,50X60,000 Z72

Name (optional)
Alias bei Bedarf einfügen

Seriennummer (optional)
Nummer einfügen oder scannen

Register tool

Recording of tools

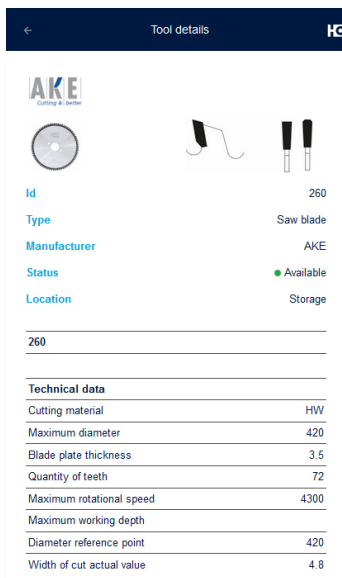
- Selection of tools from manufacturer catalogue²
- Manual input of tool data
Scanning tool code on tool packaging or tool²
Manual completion with individual description or serial number

² Tools from tapio partners that have integrated their tools in tapio.



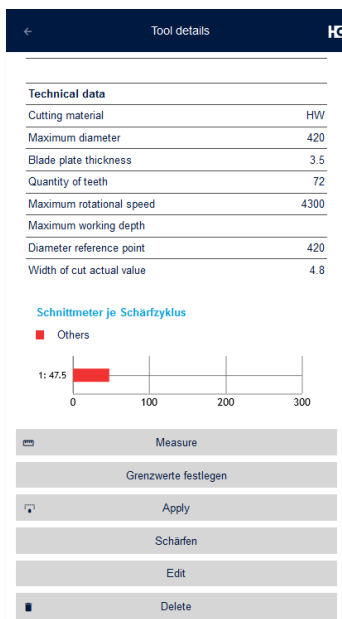
Tool database

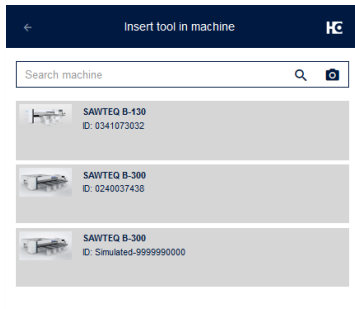
- Display of all available tools by category (sawblades, routers, ...)
- Display of important details such as tool number or diameter in the overview
- Display of quantity and availability (in stock, used on machine, at re-sharpening)
- Tool-specific details



Detail view of tool

- Tool-specific information
- Information on tool history, e.g.
 - Tool life by material
 - Number of re-sharpenings
- Specification of limits (e.g. cutting meters, chipping volume, number of cuts, drills, ...)







Insertign tool into machine

- Display of machines to use this tool at
- Confirm inserting tool within app
- Security confirmation on the corresponding machine¹
- Machine loads tool data from tapio¹

toolManager Classic | ACTIVATION PROCESS

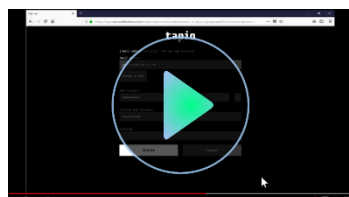
- 1 Register your enterprise on www.tapio.one
- 2 Add your tapio-ready machines to your customer account. The connection of tapio ready machines to tapio is an automated process (free of charge).
Please check "tapio readiness" and available updates with your machine supplier.
- 3 Create your colleagues as users (invite them to your account in order to have them created their own user accounts)
- 4 Visit the tapio shop and purchase the toolManager licence.
- 5 Assign your machines to toolManager
materials.homag.cloud
- 6 Switch to your mobile devices and download the toolManager app or visit the tools.homag.cloud website in your browser. (Supported browsers see page 2, requirements)
 
- 7 Log in to the toolManager app or the web App with your account credentials – finished!

You can find all video tutorials here!

toolManager Classic | SUPPORT

- Phone** +49 7443 13-6000
- E-Mail** softwaresupport@homag.com
- Availability** Monday to Friday from 8 a.m. to 5 p.m.

Tutorials/ Videos



[tapio transparent: Playlist auf YouTube](#)