



Efficient tool management with **toolManager basic**

Register new object

Bitte Werkzeugdetails eingeben



Hauptsägeblatt Soundstar DP 480,00X4,80/3,50X60,000 Z72

Name (optional)
Alias bei Bedarf einfügen

Seriennummer (optional)
Nummer einfügen oder scannen

Register tool

Main saw blades

Looking in Main saw blades

Tool-Management

Saw blades

- Hauptsägeblatt Soundstar DP 480,00X4,80/3,50X60,000 Z72
- HW FINISH CUT NN*380x4,4x60 Z=72
- # 316 Hauptsägeblatt DP 380,00X4,40/3,20X60,000 Z72
- # 263 Hauptsägeblatt HW 450,00X4,80/3,50X60,000 Z72
- # 269 Hauptsägeblatt Solution HW

Add tool to inventory

Insert tool in machine

Search machine

- SAWTEQ B-130 ID: 0341073032
- SAWTEQ B-300 ID: 0240037438
- SAWTEQ B-300 ID: Simulated-9999990000

Insert tool in machine



Do you want to insert the tool 260 in the machine SAWTEQ B-300?

Yes Back Cancel

A HOMAG App



For use in your entire machine park

¹ Availability varies depending on type of machine and manufacturer and has to be validated individually.

² Tools from tapio partners that have integrated their tools in tapio.



toolManager basic

| Pricing

Price
(excluding VAT)

20,00 Euro

Licence

For 1 month to manage up to 50 tools

Renewal

Automatically

Users

Unlimited

Notice period

3 days ahead of renewal

Additional package

-



toolManager basic

| Requirements

Mobile Devices

Mid-class mobile device
Android 5.0 or newer

wireless, WiFi

54 Mbit/s (IEEE 802.11g/n)

Internet recommendation

wireless, Mobile
min. 3G (UMTS HSPA+/LTE) 16 Mbit/s (DSL 16.000)

Full functionality for tapio ready machines¹

For HOMAG machines:

Machines

- powerControl V2
- powerTouch V2.1
- Panel saws with CADmatic 5.1

Functional limitations may apply when used with other machines.

Up-to-date web browser for web app, such as:

Browsers

IE11, Firefox, Chrome, Safari, Edge
(Chrome recommended, other browsers may cause display errors)

¹ Availability varies depending on type of machine and manufacturer and has to be validated individually.

² Tools from tapio partners that have integrated their tools in tapio.

toolManager enables you to record and manage tools for all machines in your production (currently only panel saws are fully supported).

toolManager is available as an Android-based app but can also be used via a web browser. The access to features and data is possible from all devices with internet connections (see section "Requirements").

toolManager is cloud based and available through the tapio ecosystem. The subscription and the operation of toolManager is thus limited to countries where tapio is accessible.

If you have used a local tool management on your machine controller, the local data will be lost when switching to toolManager.

¹ Availability varies depending on type of machine and manufacturer and has to be validated individually.

² Tools from tapio partners that have integrated their tools in tapio.

Recording of tools

- Selection of tools from manufacturer catalogue²
- Manual input of tool data
- Scanning tool code on tool packaging or tool²
- Manual completion with individual description or serial number

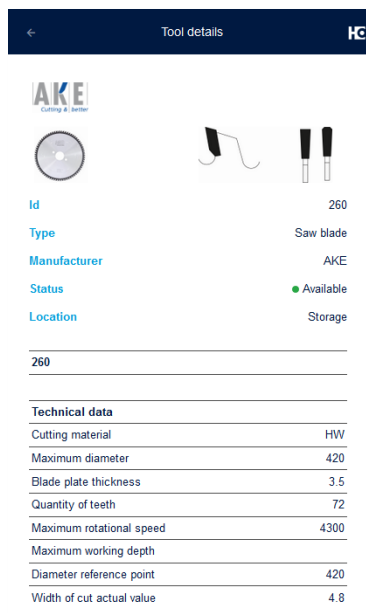
Tool database

- Display of all available tools by category (sawblades, routers, ...)
- Display of important details such as tool number or diameter in the overview
- Display of quantity and availability (in stock, used on machine, at re-sharpening)
- Tool-specific details

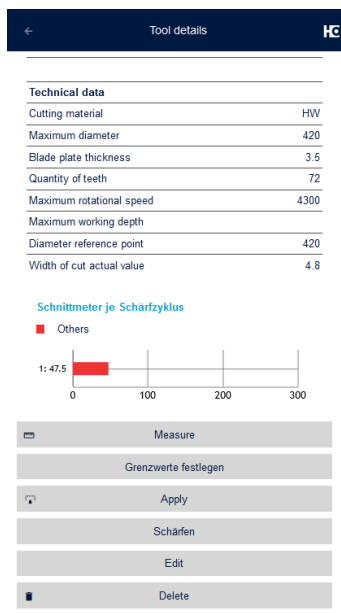
¹ Availability varies depending on type of machine and manufacturer and has to be validated individually.

² Tools from tapio partners that have integrated their tools in tapio.

Detail view of tool



- Tool-specific information
- Information on tool history, e.g.
 - Tool life by material
 - Number of re-sharpenings
- Specification of limits (e.g. cutting meters, chipping volume, number of cuts, drills, ...)



¹ Availability varies depending on type of machine and manufacturer and has to be validated individually.

² Tools from tapio partners that have integrated their tools in tapio.

Insertign tool into machine



- Display of machines to use this tool at
- Confirm inserting tool within app
- Security confirmation on the corresponding machine¹
- Machine loads tool data from tapio¹

¹ Availability varies depending on type of machine and manufacturer and has to be validated individually.

² Tools from tapio partners that have integrated their tools in tapio.

- 1 Register at tapio on www.tapio.one
- 2 Add your tapio-ready machines to your customer account. The connection of tapio ready machines to tapio is an automated process (free of charge). Please check “tapio readiness” and available updates with your machine supplier.
- 3 Create your colleagues as users (invite them to your account in order to have them created their own user accounts)
- 4 Visit the tapio shop and purchase the toolManager licence.
- 5 Assign your machines to toolManager
- 6 Switch to your mobile devices and download the toolManager app or visit the <https://tools.homag.cloud> website in your browser. (Supported browsers see page 2, requirements)



- 7 Log in to the toolManager app or the web App with your account credentials – finished!

All video tutorials you find here

¹ Availability varies depending on type of machine and manufacturer and has to be validated individually.

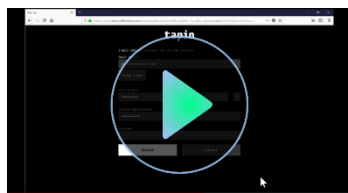
² Tools from tapio partners that have integrated their tools in tapio.

Phone +49 7443 13-6000

Email softwaresupport@homag.com

Availability Monday through Friday from 8 a.m. to 5 p.m. (CET)

Tutorials/ Videos



www.tapio.one/de/faq

Developed by HOMAG GmbH, Homagstr. 3, 72296 Schopfloch, Germany

¹ Availability varies depending on type of machine and manufacturer and has to be validated individually.

² Tools from tapio partners that have integrated their tools in tapio.